

Dream Theater Finally Free

Translated By Gonzalo Cánepa

Drummer: Mike Portnoy


Drums

Tom 1
Tom 2
Tom 3
Snare Drum
Tambourine
Tom 4
Tom 5
Tom 6
Kick Drum
Kick Drum 2
Crash 1
Crash 2
China
Splash
Pedal Hi-Hat
Closed Hi-Hat
Open Hi-Hat
Ride Bell
Ride

The image shows a single staff of musical notation for drums, starting with a double bar line and a key signature of one sharp (F#). The notation consists of a sequence of notes, each with a specific drum instrument label below it. The notes are: a quarter note (Tom 1), a quarter note (Tom 2), a quarter note (Tom 3), a quarter note (Snare Drum), a quarter note (Tambourine), a quarter note (Tom 4), a quarter note (Tom 5), a quarter note (Tom 6), a quarter note (Kick Drum), a quarter note (Kick Drum 2), a quarter note (Crash 1), a quarter note (Crash 2), a quarter note (China), a quarter note (Splash), a quarter note (Pedal Hi-Hat), a quarter note (Closed Hi-Hat), a quarter note (Open Hi-Hat), a quarter note (Ride Bell), and a quarter note (Ride). The notes are all quarter notes, and the staff ends with a double bar line.


♩=83

Drums




Drum notation on a five-line staff. The first measure contains a single drum hit (represented by a vertical line with a flag) on the second line. The second measure is empty.

Drums



Drum notation on a five-line staff. The first measure contains a single drum hit on the second line. The second measure is empty.

Drums




Drum notation on a five-line staff. The first measure contains a single drum hit on the second line. The second measure is empty.

Drums




Drum notation on a five-line staff. The first measure contains a single drum hit on the second line. The second measure is empty.

Drums




Drum notation on a five-line staff. The first measure contains a single drum hit on the second line. The second measure is empty.

Drums




Drum notation on a five-line staff. The first measure contains a single drum hit on the second line. The second measure is empty.

Drums




Drum notation on a five-line staff. The first measure contains a single drum hit on the second line. The second measure is empty.

Drums




Drum notation on a five-line staff. The first measure contains a single drum hit on the second line. The second measure is empty.

Drums



Drum notation on a five-line staff. The first measure contains a single drum hit on the second line. The second measure is empty.

Drums




Drum notation on a five-line staff. The first measure contains a single drum hit on the second line. The second measure is empty.


Drums




Drums




Drums




Drums




Drums




Drums



Drums




Drums




Drums




Drums




Drums




Drums




Drums




Drums




Drums



Drums




Drums



Drums



Drums



Drums



Drums

Drums

Drums

Drums

Drums

Drums

Drums

Drums

Drums

Drums

Drums


This image displays ten staves of drum notation, each labeled "Drums" on the left. The notation is written on a five-line staff with a double bar line on the left side. The notation includes various rhythmic patterns, such as eighth and sixteenth notes, and rests. Some notes are marked with an 'x' above them, indicating a specific drum sound or dynamic. The patterns are complex and varied, suggesting a multi-measure rest or a specific drum solo. The notation is presented in a clean, black-and-white format.

Drums

The image displays ten staves of drum notation, each labeled "Drums" on the left. The notation is written on a five-line staff with a double bar line on the left side. The patterns are as follows:


- Staff 1:** A single quarter note on the first line, followed by a quarter rest, then another quarter note on the first line, followed by another quarter rest.
- Staff 2:** A quarter note on the first line, followed by a quarter rest, then eighth notes on the first and second lines, followed by eighth notes on the second and third lines, then quarter notes on the third and fourth lines, and finally quarter notes on the fourth and fifth lines.
- Staff 3:** A quarter note on the first line, followed by a quarter rest, then a sixteenth-note triplet on the first line (marked with a "6" and a slur), followed by another sixteenth-note triplet on the first line (also marked with a "6" and a slur), then a quarter note on the first line, followed by a quarter rest, then eighth notes on the first and second lines, and finally quarter notes on the second and third lines.
- Staff 4:** A quarter note on the first line, followed by a quarter rest, then eighth notes on the first and second lines, followed by eighth notes on the second and third lines, then quarter notes on the third and fourth lines, and finally quarter notes on the fourth and fifth lines.
- Staff 5:** A quarter note on the first line, followed by a quarter rest, then eighth notes on the first and second lines, followed by eighth notes on the second and third lines, then quarter notes on the third and fourth lines, and finally quarter notes on the fourth and fifth lines.
- Staff 6:** A quarter note on the first line, followed by a quarter rest, then eighth notes on the first and second lines, followed by eighth notes on the second and third lines, then quarter notes on the third and fourth lines, and finally quarter notes on the fourth and fifth lines.
- Staff 7:** A quarter note on the first line, followed by a quarter rest, then eighth notes on the first and second lines, followed by eighth notes on the second and third lines, then quarter notes on the third and fourth lines, and finally quarter notes on the fourth and fifth lines.
- Staff 8:** A quarter note on the first line, followed by a quarter rest, then eighth notes on the first and second lines, followed by eighth notes on the second and third lines, then quarter notes on the third and fourth lines, and finally quarter notes on the fourth and fifth lines.
- Staff 9:** A quarter note on the first line, followed by a quarter rest, then eighth notes on the first and second lines, followed by eighth notes on the second and third lines, then quarter notes on the third and fourth lines, and finally quarter notes on the fourth and fifth lines.
- Staff 10:** A quarter note on the first line, followed by a quarter rest, then eighth notes on the first and second lines, followed by eighth notes on the second and third lines, then quarter notes on the third and fourth lines, and finally quarter notes on the fourth and fifth lines.

Drums




Drum notation for the first staff, featuring a complex rhythmic pattern with eighth and sixteenth notes, and 'x' marks above notes.

Drums



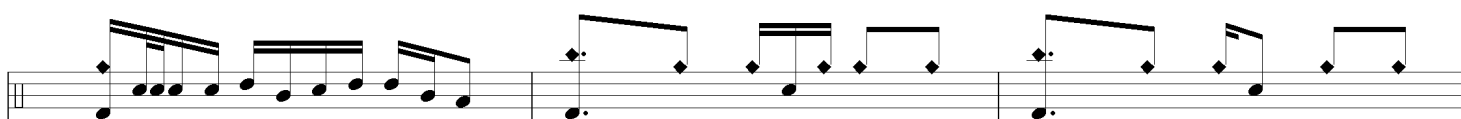
Drum notation for the second staff, continuing the rhythmic pattern with eighth and sixteenth notes and 'x' marks.

Drums




Drum notation for the third staff, featuring eighth and sixteenth notes with diamond-shaped accents.

Drums



Drum notation for the fourth staff, featuring eighth and sixteenth notes with diamond-shaped accents.

Drums




Drum notation for the fifth staff, including a 4/4 time signature change and triplet markings.

Drums



Drum notation for the sixth staff, showing a long note with a diamond-shaped accent.

Drums




Drum notation for the seventh staff, showing a rest.

Drums




Drum notation for the eighth staff, showing a rest.

Drums



Drum notation for the ninth staff, showing a rest.

Drums



Drum notation for the tenth staff, featuring eighth and sixteenth notes with diamond and circle accents.

Drums

Drum notation for the first staff, featuring eighth notes and a triplet of eighth notes.

Drums

Drum notation for the second staff, featuring eighth notes.

Drums

Drum notation for the third staff, featuring eighth notes and sixteenth notes.

Drums

Drum notation for the fourth staff, featuring eighth notes and sixteenth notes.

Drums

Drum notation for the fifth staff, featuring eighth notes and sixteenth notes.

Drums

Drum notation for the sixth staff, featuring eighth notes and triplets.

Drums

Drum notation for the seventh staff, featuring eighth notes and sixteenth notes.

Drums

Drum notation for the eighth staff, featuring eighth notes and sixteenth notes.

Drums

Drum notation for the ninth staff, showing a single eighth note followed by a rest.